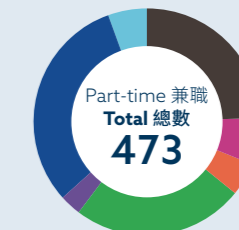


FACTS AND FIGURES 資料及統計數字

Academic/Teaching Staff Strength (2020-21) 教學人員人數

| | Full-time 全職 | Part-time 兼職 |
|--|-----------------|-----------------|
| Faculty of Arts 文學院 | 137 | 116 |
| School of Business 工商管理學院 | 104 | 32 |
| School of Chinese Medicine 中醫藥學院 | 99 | 22 |
| School of Communication and Film 傳理與影視學院 | 82 | 116 |
| Faculty of Science 理學院 | 127 | 14 |
| Faculty of Social Sciences 社會科學院 | 152 | 148 |
| Academy of Visual Arts 視覺藝術院 | 26 | 25 |
| Total 總數 | 727 | 473 |



Non-Teaching Staff Strength (2020-21) 非教學人員人數

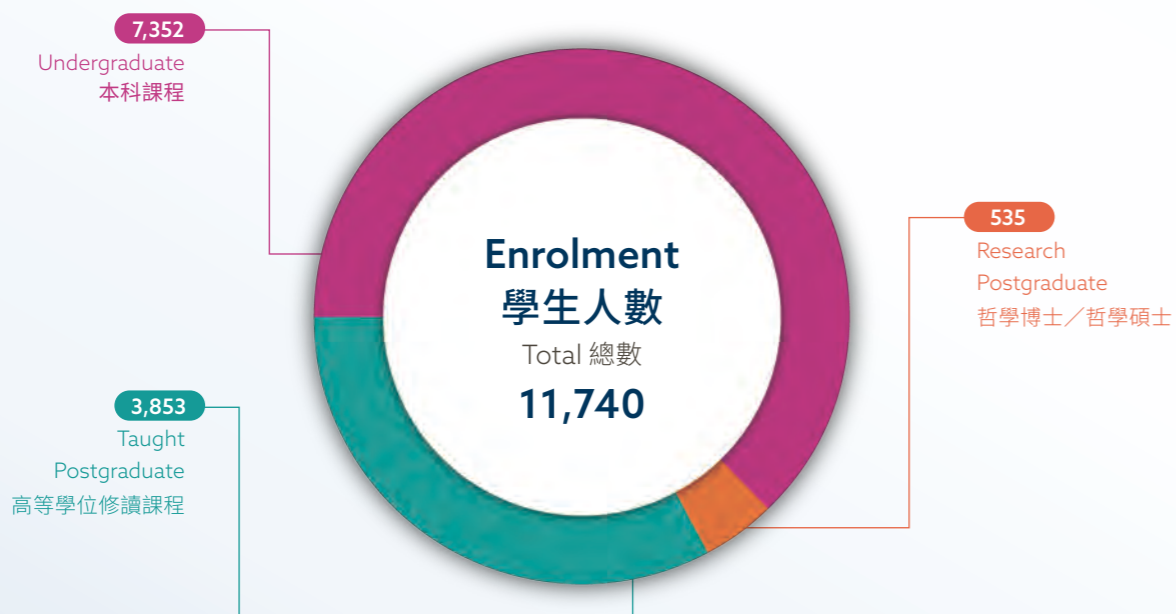
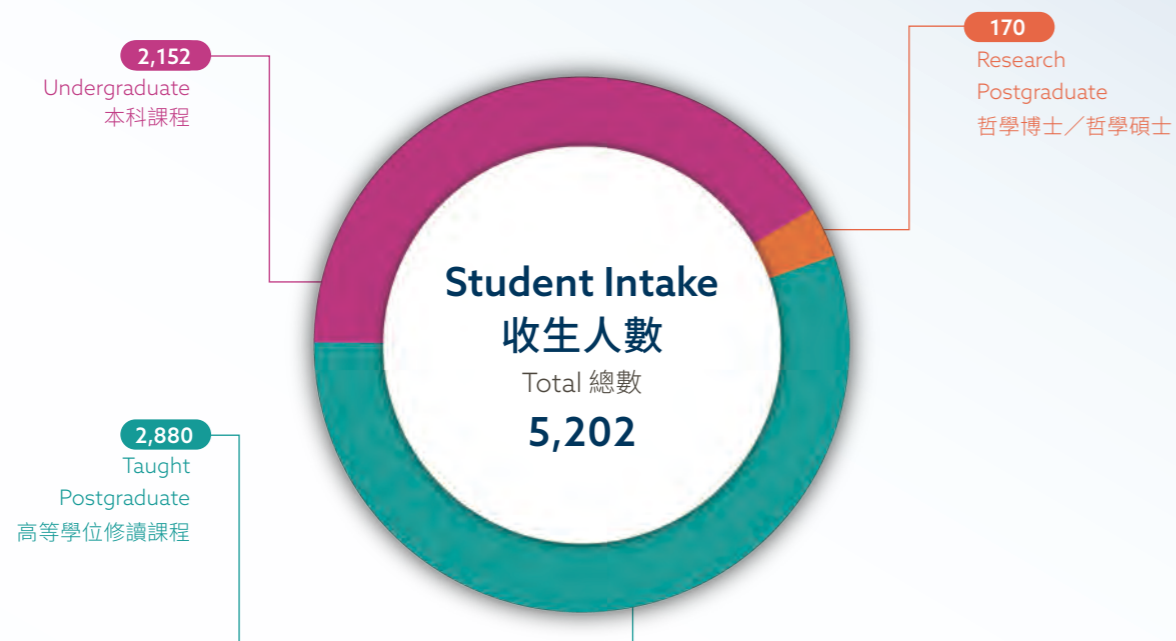
| | Full-time 全職 | Part-time 兼職 |
|--|-----------------|-----------------|
| Academic Departments 教學部門 | 946 | 136 |
| Faculty of Arts 文學院 | 84 | 20 |
| School of Business 工商管理學院 | 89 | 3 |
| School of Chinese Medicine 中醫藥學院 | 223 | 10 |
| School of Communication and Film 傳理與影視學院 | 62 | 12 |
| Faculty of Science 理學院 | 286 | 66 |
| Faculty of Social Sciences 社會科學院 | 176 | 18 |
| Academy of Visual Arts 視覺藝術院 | 26 | 7 |
| Academic Support Units 輔助教學部門 | 249 | 12 |
| Administration Offices 行政部門 | 354 | 6 |
| Others 其他 | 263 | 9 |
| Chaplain's Office 校牧處 | 14 | 5 |
| Maintenance of Premises 樓宇維修 | 141 | 1 |
| Student Facilities and Amenities 學生事務及康樂設施 | 108 | 3 |
| Total 總數 | 1,812 | 163 |



Note 備註:

The staff figures exclude staff of the School of Continuing Education. All staff figures are as of 31 October 2020.
教職員人數不包括持續教育學院的教職員。教職員人數為2020年10月31日數字。

Student Intake, Enrolment, Graduate Numbers (2020-21)
收生人數、學生人數及畢業生人數



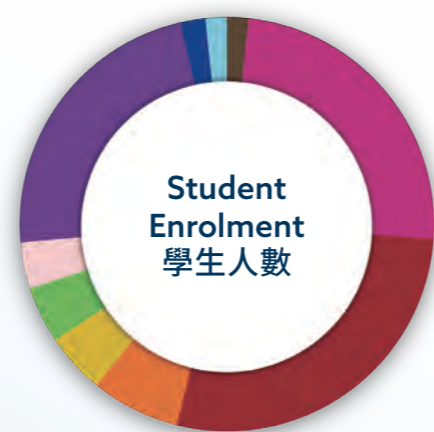
Note 備註:
 Student intake and enrolment figures are as of 31 October 2020.
 收生人數及學生人數為2020年10月31日數字。
 Graduate figures are as of September 2021.
 畢業生人數為2021年9月數字。
 Undergraduate students who enrolled in Diploma in Education are also counted in the host Faculty/School/Academy of their major programme.
 報讀教育文憑的本科課程學生亦計入主修課程所屬的學院。
 The figures exclude students of the School of Continuing Education (SCE) and students of College of International Education (CIE) top-up undergraduate programmes.
 學生人數不包括持續教育學院學生及國際學院銜接本科課程。

School of Continuing Education Enrolment Figures (2020-21) 持續教育學院學生人數

Subject enrolment of Part-time Short Courses from 2020 Summer to 2021 Spring 2020年夏季至2021年春季兼讀制短期課程學生人數

Part-time Evening Short Courses 兼讀制晚間短期課程: 755 (Course Enrolment Number 學生人次)

| | Student Intake 收生人數 (as of 於3/9/2020) | Student Enrolment 學生人數 (as of 於31/12/2020) |
|---|--|--|
| HKBU Award Programmes 浸大頒授課程 | 2,824 | 5,756 |
| ● Taught Postgraduate (Postgraduate Diploma) 修課式研究生課程 (深造文憑) | 128 | 163 |
| ● Undergraduate 學士課程 [#] | 850 | 2,138 |
| ● Sub-degree (Associate Degree) 副學位課程 (副學士) | 1,314 | 2,451 |
| ● Sub-degree (Higher Diploma) 副學位課程 (高級文憑) | 324 | 592 |
| ● Sub-degree (Higher Diploma in Creative Film Production) 副學位課程 (創意電影製作高級文憑) [@] | 208 | 412 |
| | Student Intake 收生人數 (1/7/2020 - 30/6/2021) | Student Enrolment 學生人數 (as of 於31/12/2020) |
| HKBU SCE Award Programmes (Full-time) 浸大持續教育學院頒授課程 (全日制) | 727 | 727 |
| ● Diploma Yi Jin 毅進文憑課程 | 416 | 390 |
| ● Diploma of College Foundation Studies 大專基礎教育文憑課程 | 311 | 337 |
| HKBU SCE Award Programmes (Part-time) 浸大持續教育學院頒授課程 (兼讀制) | 1,674 | 1,986 |
| ● Certificate / Diploma 證書 / 文憑課程 [*] | 1,674 | 1,986 |
| Collaborative Programmes 合辦課程 | 154 | 306 |
| ● Taught Postgraduate 修課式研究生課程 | 84 | 181 |
| ● Undergraduate 學士課程 | 70 | 125 |



Note 備註:

Students of College of International Education (CIE) top-up undergraduate programmes are included.
包括國際學院銜接本科課程的學生。

@ Students of Higher Diploma in Creative Film Production offered by the Academy of Film are included under SCE, as the administration of the programme is handled by SCE.

創意電影製作高級文憑課程由電影學院提供，由於該課程由持續教育學院負責行政工作，故學生人數計算在持續教育學院之下。

* Certificate / Diploma includes Advanced Certificate, Advanced Diploma, Certificate, Diploma, Professional Certificate and Professional Diploma programmes.
證書 / 文憑課程包括高等證書、高等文憑、證書、文憑、專業證書及專業文憑課程。

Employment Statistics of 2020 Graduates 2020年度畢業生就業統計

Employment Status 就業情況



Employment Sector 就職行業



Note 備註:

Employment statistics are from the Employment Survey conducted by the Office of Student Affairs on full-time first-degree students graduating in 2020, including SCE.

就業統計數據源自學生事務處就2020年畢業的全日制本科學生(包括持續教育學院學生)進行的就業情況調查。

Library Statistics 圖書館統計數字

(as of 於 30/6/2021)

| | Number 數量 | |
|---|------------------------|-------------------------|
| | Kowloon Campus 九龍校園 | Shek Mun Campus 石門校園 |
| Volumes 藏書(冊) | 1,069,748 | 52,462 |
| Audio-visual Materials and Microforms 視聽及縮微資料(件) | 129,288 | 6,291 |
| Serials (active periodical titles) 期刊(現刊) | 866 | 64 |
| Electronic Resources 電子資源 | All Campuses 所有校園 | |
| E-Books 電子書籍 | 1,631,030 | |
| E-Journals 電子期刊 | 167,216 | |
| E-Databases 電子數據庫 | 403 | |
| Library Usage 圖書館使用量 | Kowloon Campus 九龍校園 | Shek Mun Campus 石門校園 |
| Study Places 研習區 | 1,395 | 464 |
| User entrance 進館人次 | 276,853 | 71,251 |
| Circulation transactions 借閱次數 | 124,087 | 9,526 |
| Information enquiries 諮詢次數 | 17,168 | 1,788 |
| Library instruction programmes (participants) 圖書館指導課程(人次) | 5,841 | 3,164 |
| Full-text article requests 期刊全文使用量 | 1,342,072 | |
| E-book section requests 電子書章節使用量 | 651,644 | |
| Use of OneSearch 使用量 | 1,116,702 | |

Note 備註:

1. E-Journals: refer to the total number of current e-journal subscriptions
電子期刊: 依據電子期刊訂購的數目
2. Information enquiries: include all service points and online enquiries
諮詢次數: 包括所有服務處和網上查詢
3. Full-text articles requests and E-book section requests: only include figures from COUNTER-compliant databases
期刊全文使用量及電子書章節使用量: 數據只包含COUNTER-compliant電子數據庫
4. Use of OneSearch: represents total number of searches
OneSearch使用量: 記錄總檢索次數
5. Library instruction programmes (participants): include online workshops
圖書館指導課程(人次): 包括網上課程