

## FACTS AND FIGURES 資料及統計數字

### Academic/Teaching Staff Strength (2021-22) 教學人員人數

	Full-time 全職	Part-time 兼職
Faculty of Arts 文學院	138	119
School of Business 工商管理學院	110	35
School of Chinese Medicine 中醫藥學院	101	25
School of Communication 傳理學院	87	117
Faculty of Science 理學院	122	14
Faculty of Social Sciences 社會科學院	146	99
Academy of Visual Arts 視覺藝術院	30	18
<b>Total 總數</b>	<b>734</b>	<b>427</b>



### Non-Teaching Staff Strength (2021-22) 教學人員人數

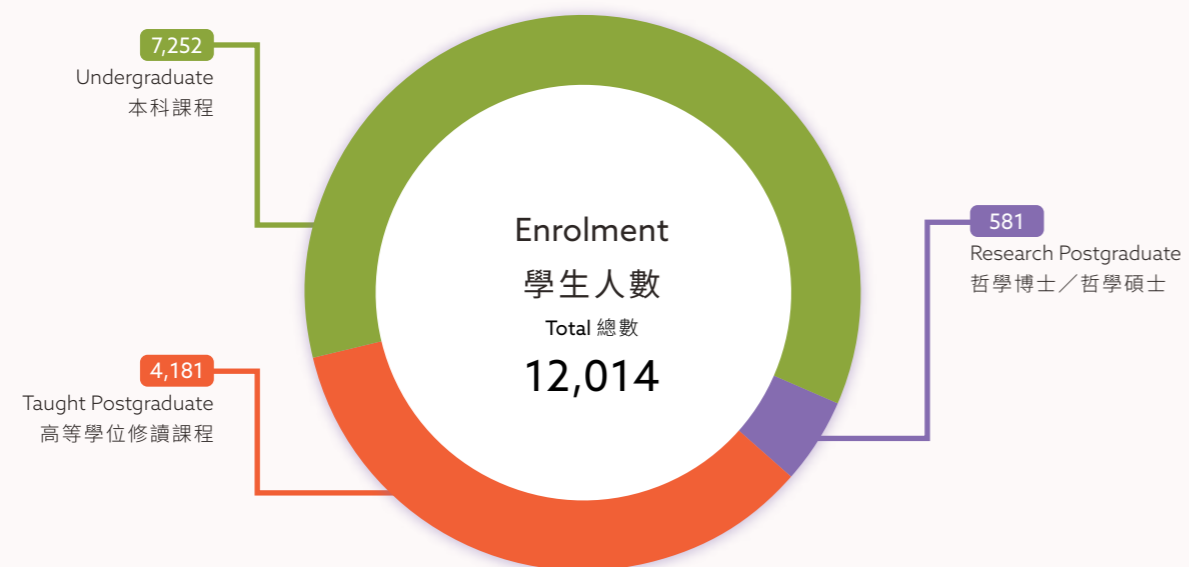
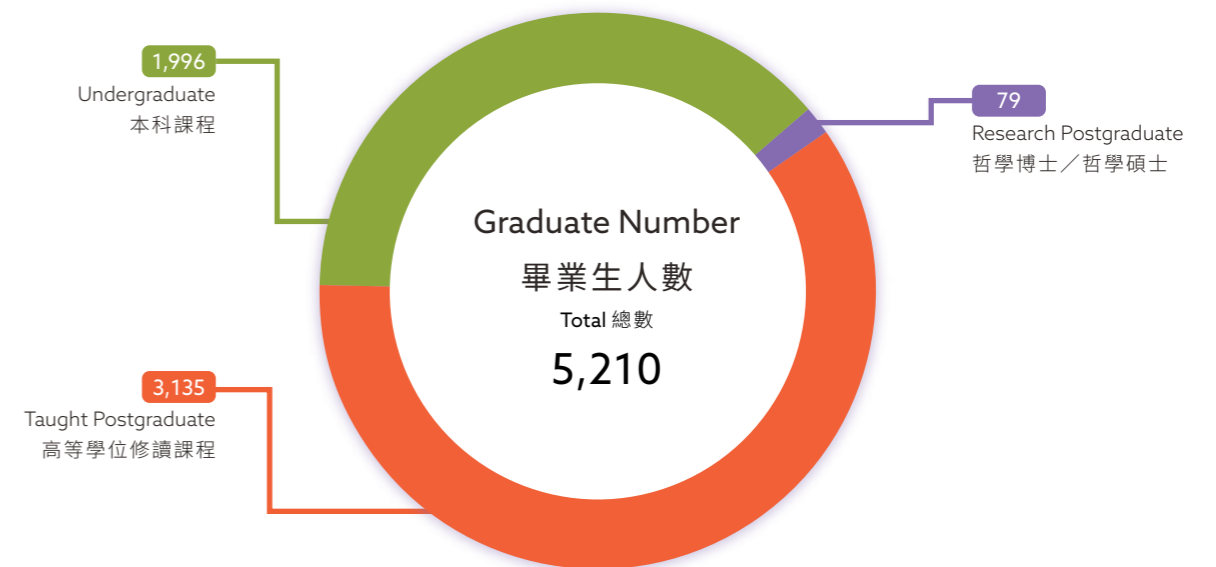
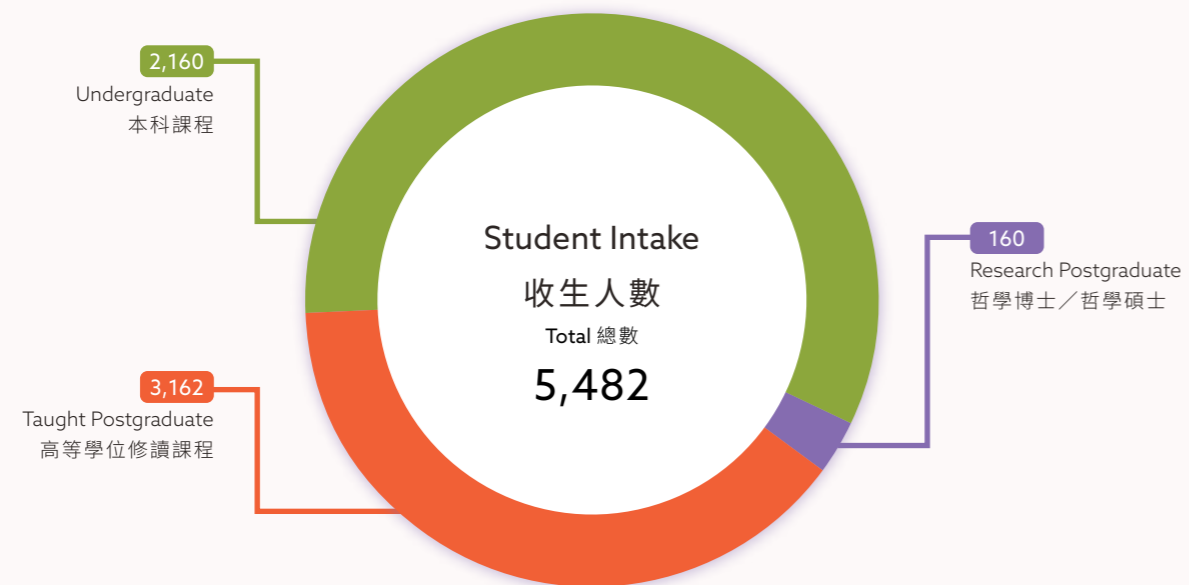
	Full-time 全職	Part-time 兼職
Academic Departments 教學部門	1,002	162
Faculty of Arts 文學院	104	22
School of Business 工商管理學院	88	6
School of Chinese Medicine 中醫藥學院	261	12
School of Communication 傳理學院	71	16
Faculty of Science 理學院	260	75
Faculty of Social Sciences 社會科學院	187	26
Academy of Visual Arts 視覺藝術院	31	5
Academic Support Units 輔助教學部門	245	9
Administration Offices 行政部門	363	8
Others 其他	245	7
Chaplain's Office 校牧處	19	3
Maintenance of Premises 樓宇維修	127	1
Student Facilities and Amenities 學生事務及康樂設施	99	3
<b>Total 總數</b>	<b>1,855</b>	<b>186</b>



#### Note 備註:

The staff figures exclude staff of the School of Continuing Education and Provost of Beijing Normal University-Hong Kong Baptist University United International College. All staff figures are as of 31 October 2021.  
教職員人數不包括持續教育學院的教職員及北京師範大學-香港浸會大學聯合國際學院常務副校長。教職員人數為2021年10月31日數字。

Student Intake, Enrolment, Graduate Numbers (2021-22)  
收生人數、學生人數及畢業生人數



**Note 備註:**

Student intake and enrolment figures are as of 31 October 2021.

收生人數及學生人數為2021年10月31日數字。

Graduate figures are as of 26 September 2022.

畢業生人數為2022年9月26日數字。

Undergraduate students who enrolled in Diploma in Education are also counted in the host Faculty/School/Academy of their major programme.

報讀教育文憑的本科課程學生亦計入主修課程所屬的學院。

The figures exclude students of the School of Continuing Education (SCE) and students of College of International Education's top-up undergraduate programmes.

學生人數不包括持續教育學院學生及國際學院銜接本科課程的學生。

Bachelor of Commerce (Hons) in Accountancy is offered by SCE starting from the 2021-22 intake. The enrolment and graduate figures of past cohorts are still included under the School of Business.

會計學商學士(榮譽)學位課程於2021-22學年開始由持續教育學院開辦，在2021-22學年之前的學生人數與畢業生人數仍計入工商管理學院。

## School of Continuing Education Enrolment Figures (2021-22) 持續教育學院學生人數

### Subject enrolment of Part-time Short Courses from 2021 Summer to 2022 Spring 2021年夏季至2022年春季兼讀制短期課程學生人數

Part-time Evening Short Courses 兼讀制晚間短期課程: 1,043 (Course Enrolment Number 學生人次)

	Student Intake 收生人數 (as of 2/9/2021)	Student Enrolment 學生人數 (as of 31/12/2021)
<b>HKBU Award Programmes 浸大頒授課程</b>	<b>2,693</b>	<b>5,663</b>
Taught Postgraduate (Postgraduate Diploma) 修課式研究生課程 (深造文憑)	74	109
Undergraduate 學士課程 <sup>#</sup>	772	2,076
Sub-degree (Associate Degree) 副學位課程 (副學士)	1,309	2,440
Sub-degree (Higher Diploma) 副學位課程 (高級文憑)	311	602
Sub-degree (Higher Diploma in Creative Film Production) 副學位課程 (創意電影製作高級文憑) <sup>@</sup>	227	436
<b>HKBU SCE Award Programmes (Full-time) 浸大持續教育學院頒授課程 (全日制)</b>	<b>697</b>	<b>700</b>
Diploma Yi Jin 毅進文憑課程	417	398
Diploma of College Foundation Studies 大專基礎教育文憑課程	280	302

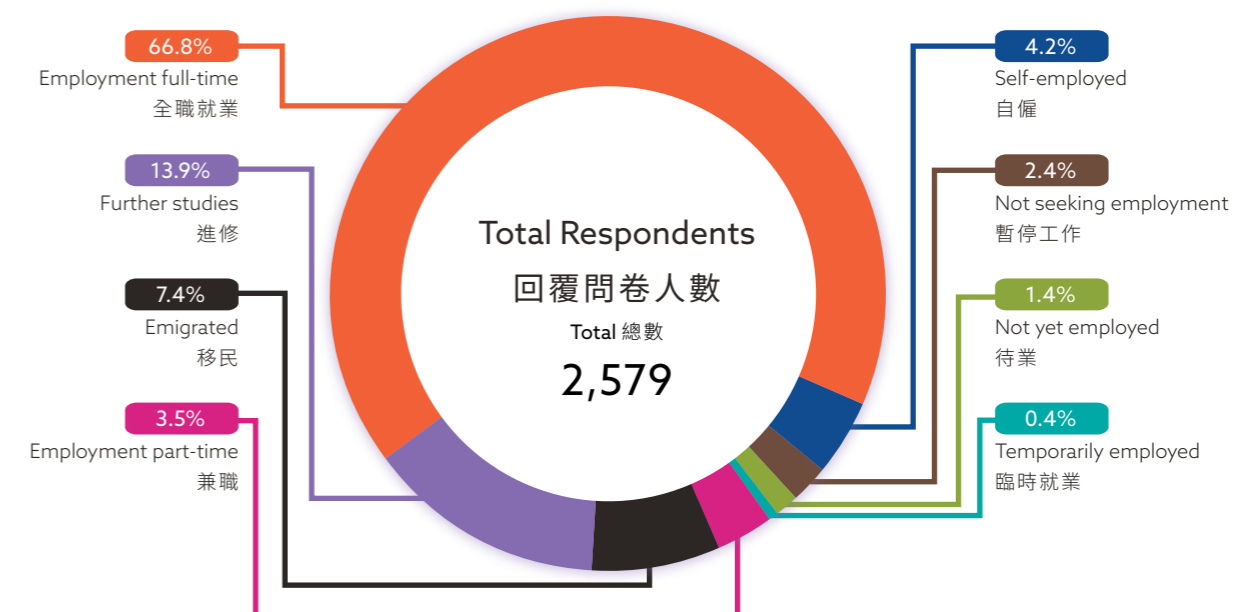
	Student Intake 收生人數 (1/9/2021 - 30/8/2022)	Student Enrolment 收生人數 (as of 31/12/2021)
<b>HKBU SCE Award Programmes (Part-time) 浸大持續教育學院頒授課程 (兼讀制)</b>		
Certificate / Diploma 證書/文憑課程*	1,461	1,766
<b>Collaborative Programmes 合辦課程</b>	<b>137</b>	<b>340</b>
Taught Postgraduate 修課式研究生課程	87	245
Undergraduate 學士課程	50	95

#### Note 備註:

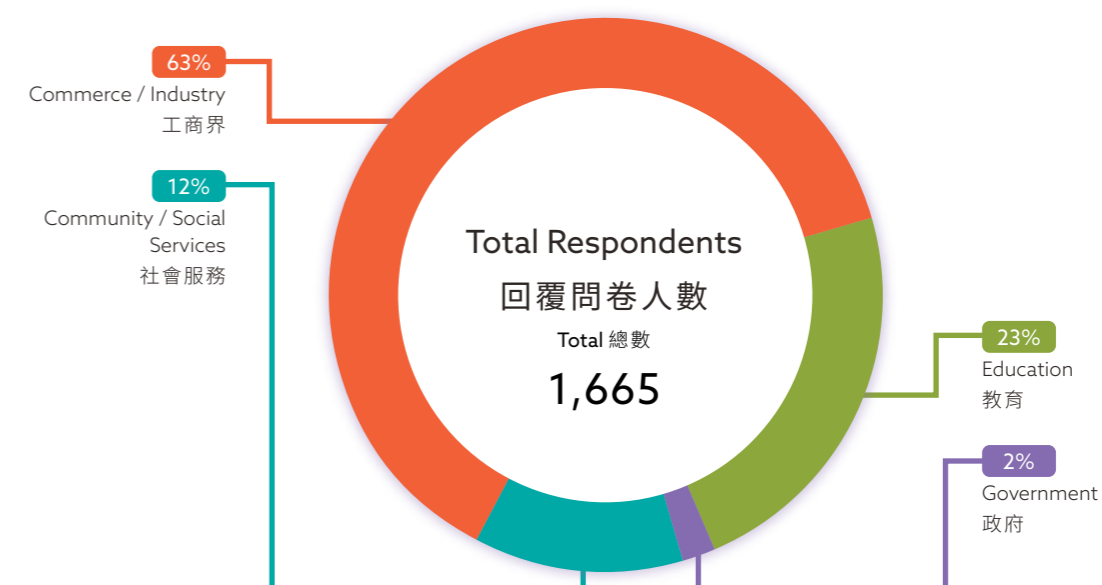
- # Students of College of International Education top-up undergraduate programmes are included. 包括國際學院銜接本科課程的學生。
- @ Students of Higher Diploma in Creative Film Production offered by the Academy of Film are included under School of Continuing Education (SCE), as the administration of the programme is handled by SCE.  
創意電影製作高級文憑課程由電影學院提供，由於該課程由持續教育學院負責行政工作，故學生人數計算在持續教育學院之下。
- \* Certificate / Diploma includes Advanced Certificate, Advanced Diploma, Certificate, Diploma, Professional Certificate and Professional Diploma programmes.  
證書/文憑課程包括高等證書、高等文憑、證書、文憑、專業證書及專業文憑課程。
- Bachelor of Commerce (Hons) in Accountancy is offered by SCE starting from the 2021-22 intake. Enrolment figures of past cohorts are still included under the School of Business. 會計學商學士(榮譽)學位課程於2021-22學年開始由持續教育學院開辦，在2021-22學年之前的學生人數仍計入工商管理學院。

## Employment Statistics of 2021 Graduates 2021年度畢業生就業統計

### Employment Status 就業情況



### Employment Sector 就職行業



#### Note 備註:

Employment statistics are from the Employment Survey conducted by the Office of Student Affairs on full-time undergraduate students graduating in 2021, including SCE.  
就業統計數據源自學生事務處就2021年畢業的全日制本科學生(包括持續教育學院學生)進行的就業情況調查。  
The figures may not add up to the corresponding totals owing to rounding.  
由於四捨五入，數字總和可能與相對的總計略有出入。

	Number 數量	
<b>Electronic Collections 電子館藏</b>	All Campuses 所有校園	
E-Books 電子書籍	1,646,079	
E-Journals 電子期刊	189,779	
E-Databases 電子數據庫	426	
<b>Physical Collections 實體館藏</b>	Kowloon Campus 九龍校園	Shek Mun Campus 石門校園
Volumes 藏書(冊)	1,020,990	53,457
Audio-visual Materials and Microforms 視聽及縮微資料(件)	130,100	6,431
Serials (active periodical titles) 期刊(現刊)	861	63
<b>Usage of Electronic Collections 電子資源使用量</b>	All Campuses 所有校園	
Full-text article requests 期刊全文使用量	1,473,144	
E-book section requests 電子書章節使用量	628,476	
Use of OneSearch 使用量	1,144,541	
<b>Other Library Usage 圖書館其他使用量</b>	Kowloon Campus 九龍校園	Shek Mun Campus 石門校園
Study places 研習區	1,399	464
User entrance 進館人次	417,435	65,818
Circulation transactions 借閱次數	115,701	8,997
Information enquiries 諮詢次數	31,339	2,835
Library instruction programmes (participants) 圖書館指導課程(人次)	5,882	2,882

