

FINANCE

財政

Statement of Comprehensive Income for the year ended 30 June 2021 截至2021年6月30日止年度全面收益表

(In HK\$'000 以港幣千元計)

		2021	2020
Income	收入		
Government Subventions	政府撥款	1,579,304	1,817,856
Tuition, Programme and Other Fees	學費、課程及其他收費	1,294,683	1,298,837
Interest and Net Investment Income	利息及淨投資收入	871,211	46,753
Donations and Benefactions	捐款及慈善捐贈	246,488	307,313
Auxiliary Services Income	雜項服務收入	236,967	182,923
Other Income	其他收入	29,092	27,870
		4,257,745	3,681,552
Expenditure	支出		
Teaching, Learning and Research	教學、學習及科研		
Teaching and Research	教學及科研	1,940,393	1,899,585
Library	圖書館	80,874	86,652
Central Computing Facilities	中央電腦設施	107,385	103,056
Other Academic Services	其他教學服務	96,027	98,994
Institutional Support	教學支援		
Management and General	管理及一般支出	314,749	319,285
Premises and Related Expenses	校舍及有關支出	488,357	516,696
Students and General Education Services	學生及一般教育服務	193,885	193,051
Other Activities	其他活動	15,156	17,842
		3,236,826	3,235,161
Total Comprehensive Income for the Year	本年度全面收益總額	1,020,919	446,391
Transfers (from)/to:	轉撥(自)/至:		
General and Development Reserve Fund	一般及發展儲備基金	(54,130)	(64,152)
Restricted Funds	專用基金	407,626	299,047
Other Funds	其他基金	667,423	211,496
Total Comprehensive Income for the Year	本年度全面收益總額	1,020,919	446,391

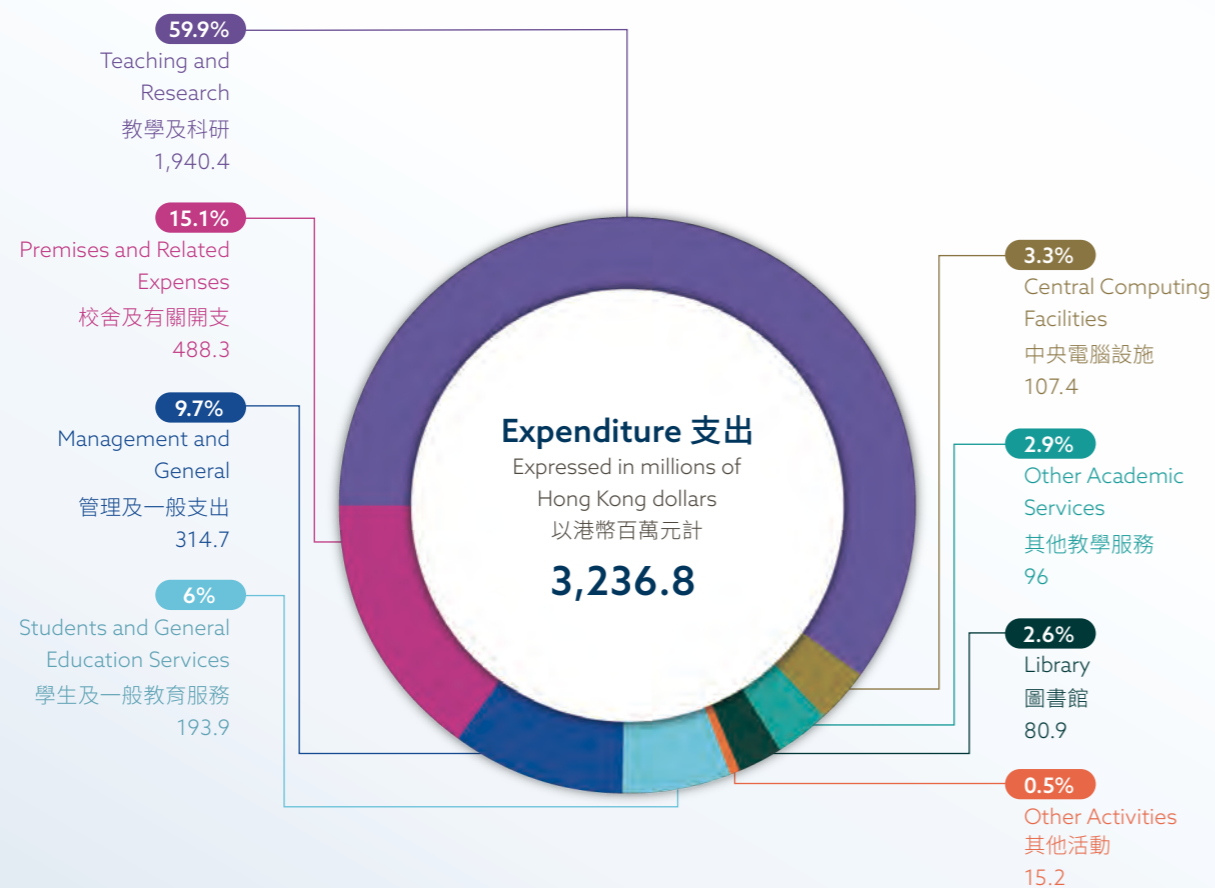
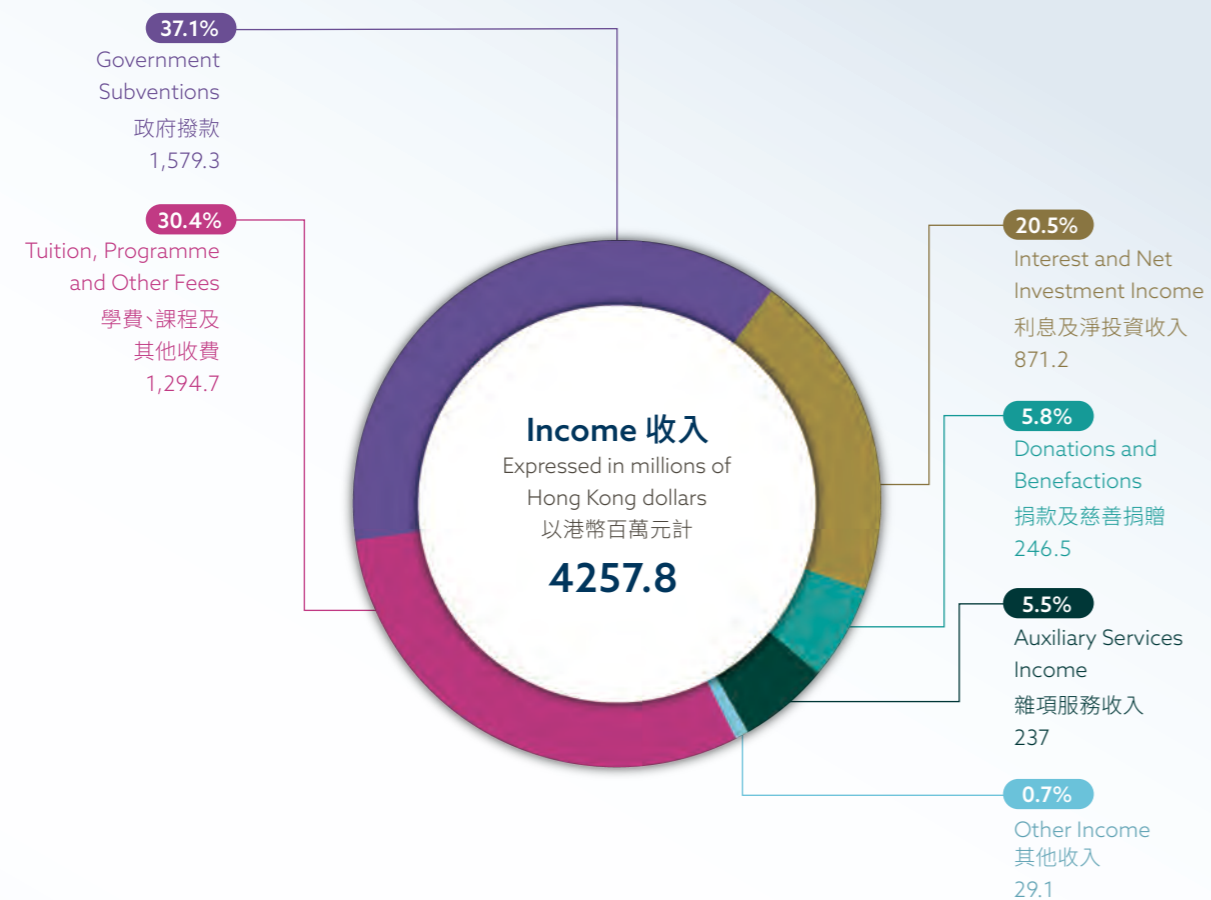
Note 備註:

The Balance Sheet and the Statement of Comprehensive Income reflect only the financial statements of the University, which form a part of the consolidated financial statements of the University Group.
資產負債表及全面收益表僅反映大學團體綜合財務報表中的大學財務報表部份。

Statement of Financial Position as at 30 June 2021 2021年6月30日財務狀況表

(In HK\$'000 以港幣千元計)

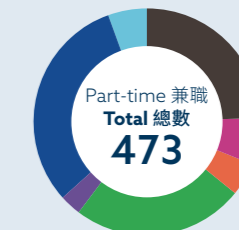
		2021	2020
Non-Current Assets	非流動資產		
Investment Properties	投資物業	67	72
Other Properties and Equipment	其他物業及器材	3,143,280	2,980,191
		3,143,347	2,980,263
Interests in Joint Ventures	於合營機構之權益	146,042	146,042
Investments	投資	10,891	11,088
		3,300,280	3,137,393
Current Assets	流動資產		
Investments	投資	6,561,177	5,836,651
Accounts Receivable, Prepayments and Deposits	應收帳款、預付帳款及按金	219,525	166,194
Term Deposits	定期存款	952,136	638,729
Cash and Cash Equivalents	現金及等同現金	315,657	245,733
		8,048,495	6,887,307
Current Liabilities	流動負債		
Deferred Income	遞延收入	847,039	784,762
Contract Liabilities	合約負債	295,841	204,263
Lease Liabilities	租賃負債	5,634	6,220
Provision for Employee Benefits	僱員福利撥備	203,227	193,090
Accounts Payable and Accruals	應付帳款及應計項目	433,124	389,803
Government Loans	政府貸款	-	15,964
Bank Loans	銀行貸款	7,790	7,811
		1,792,655	1,601,913
Net Current Assets	流動資產淨值	6,255,840	5,285,394
Total Assets Less Current Liabilities	資產總值減流動負債	9,556,120	8,422,787
Non-Current Liabilities	非流動負債		
Provision for Employee Benefits	僱員福利撥備	131,331	132,558
Lease Liabilities	租賃負債	59,062	64,696
Government Loans	政府貸款	105,411	95,788
Bank Loans	銀行貸款	17,103	24,906
Deferred Capital Funds	遞延基建撥款	2,271,441	2,152,521
Deferred Income	遞延收入	1,131,585	1,133,050
		3,715,933	3,603,519
NET ASSETS	資產淨值	5,840,187	4,819,268
General and Development Reserve Fund	一般及發展儲備基金	299,014	337,674
Restricted Funds	專用基金	3,281,597	2,898,599
Other Funds	其他基金	2,259,576	1,582,995
TOTAL FUNDS	基金總值	5,840,187	4,819,268



FACTS AND FIGURES 資料及統計數字

Academic/Teaching Staff Strength (2020-21) 教學人員人數

	Full-time 全職	Part-time 兼職
● Faculty of Arts 文學院	137	116
● School of Business 工商管理學院	104	32
● School of Chinese Medicine 中醫藥學院	99	22
● School of Communication and Film 傳理與影視學院	82	116
● Faculty of Science 理學院	127	14
● Faculty of Social Sciences 社會科學院	152	148
● Academy of Visual Arts 視覺藝術院	26	25
Total 總數	727	473



Non-Teaching Staff Strength (2020-21) 非教學人員人數

	Full-time 全職	Part-time 兼職
● Academic Departments 教學部門	946	136
● Faculty of Arts 文學院	84	20
● School of Business 工商管理學院	89	3
● School of Chinese Medicine 中醫藥學院	223	10
● School of Communication and Film 傳理與影視學院	62	12
● Faculty of Science 理學院	286	66
● Faculty of Social Sciences 社會科學院	176	18
● Academy of Visual Arts 視覺藝術院	26	7
● Academic Support Units 輔助教學部門	249	12
● Administration Offices 行政部門	354	6
● Others 其他	263	9
● Chaplain's Office 校牧處	14	5
● Maintenance of Premises 樓宇維修	141	1
● Student Facilities and Amenities 學生事務及康樂設施	108	3
Total 總數	1,812	163



Note 備註:

The staff figures exclude staff of the School of Continuing Education. All staff figures are as of 31 October 2020.
教職員人數不包括持續教育學院的教職員。教職員人數為2020年10月31日數字。