

FACTS AND FIGURES

資料及統計數字

Academic/Teaching Staff Strength (2019-20)

教學人員人數

	Full-time 全職	Part-time 兼職
Faculty of Arts 文學院	139	87
School of Business 工商管理學院	105	30
School of Chinese Medicine 中醫藥學院	105	24
School of Communication 傳理學院	84	114
Faculty of Science 理學院	126	12
Faculty of Social Sciences 社會科學院	153	98
Academy of Visual Arts 視覺藝術院	27	24
Total 總數	739	389



Non-Teaching Staff Strength (2019-20)

非教學人員人數

	Full-time 全職	Part-time 兼職
Academic Departments 教學部門	995	134
Faculty of Arts 文學院	85	15
School of Business 工商管理學院	90	6
School of Chinese Medicine 中醫藥學院	250	10
School of Communication 傳理學院	61	10
Faculty of Science 理學院	294	50
Faculty of Social Sciences 社會科學院	191	32
Academy of Visual Arts 視覺藝術院	24	11
Academic Support Units 輔助教學部門	262	10
Administration Offices 行政部門	366	10
Others 其他	273	10
Chaplain's Office 校牧處	13	3
Maintenance of Premises 樓宇維修	145	1
Student Facilities and Amenities 學生事務及康樂設施	115	6
TOTAL 總數	1,896	164



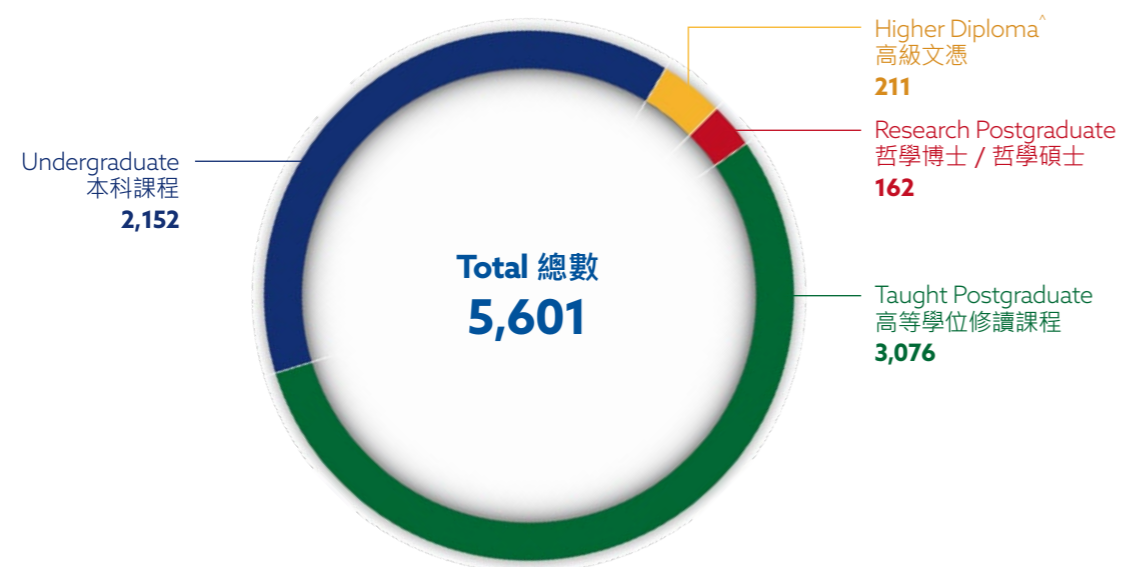
The staff figures exclude staff of the School of Continuing Education 教職員人數不包括持續教育學院的教職員
All staff figures are as of 31 October 2019 教職員人數為 2019 年 10 月 31 日數字

Student Intake, Enrolment, Graduate Numbers (2019-20)

收生人數、學生人數及畢業生人數

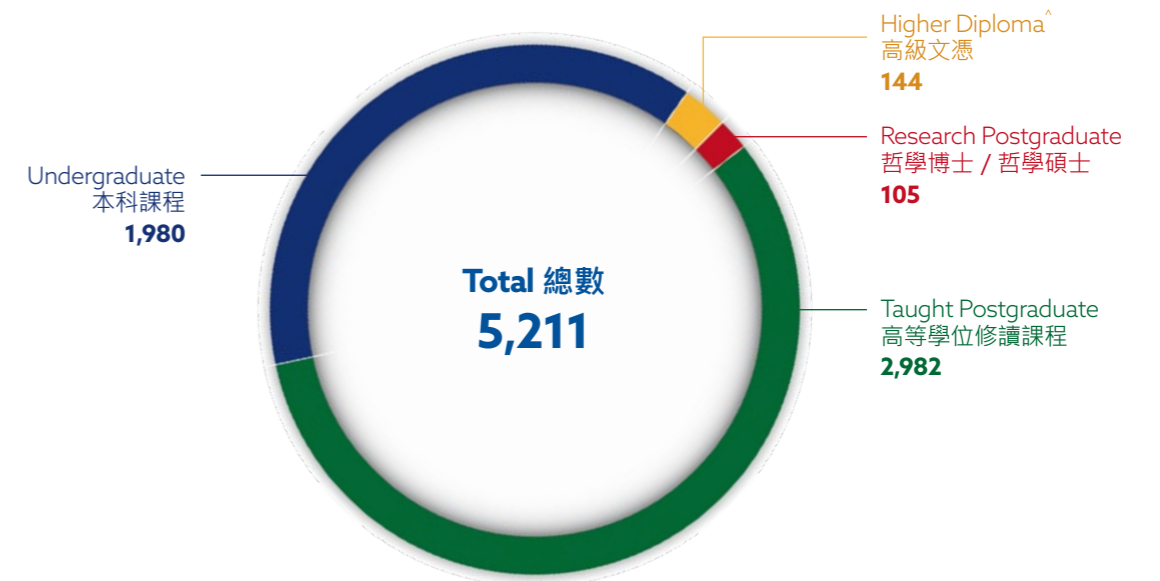
Student Intake

收生人數



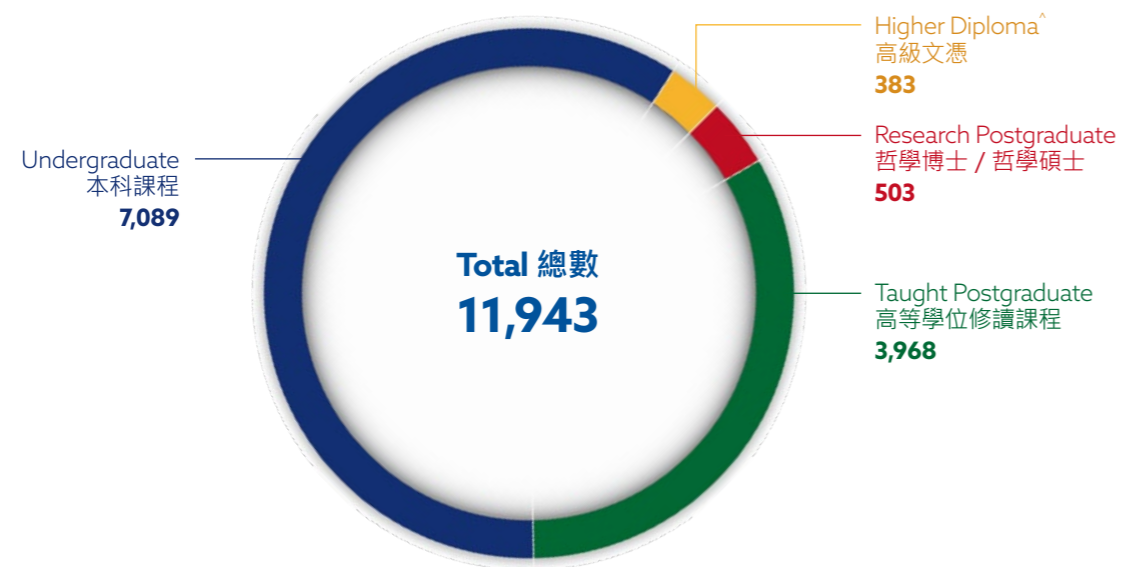
Graduate Number

畢業生人數



Enrolment

學生人數



Note 備註:

Student intake and enrolment figures are as of 31 October 2019.
收生人數及學生人數為 2019 年 10 月 31 日數字。

Graduate figures are as of September 2020.
畢業生人數為 2020 年 9 月數字。

Undergraduate students who enrolled in Diploma in Education are also counted in the host Faculty/School/Academy of their major programme.
報讀教育文憑的本科課程學生亦計入主修課程所屬的學院。

The figures exclude students of the School of Continuing Education (SCE) and students of College of International Education (CIE) top-up undergraduate programmes.
學生人數不包括持續教育學院學生及國際學院銜接本科課程的學生。

學生人數不包括持續教育學院學生及國際學院銜接本科課程的學生。

^ Higher Diploma in Creative Film Production is offered by Academy of Film. As the administration is handled by SCE, the intake and enrolment figures are based on the reporting date of SCE (as of 30 September 2019).
創意電影製作高級文憑課程由電影學院提供。由於該課程由持續教育學院負責行政工作，收生人數及學生人數乃根據持續教育學院的報告日期（即 2019 年 9 月 30 日）為準。

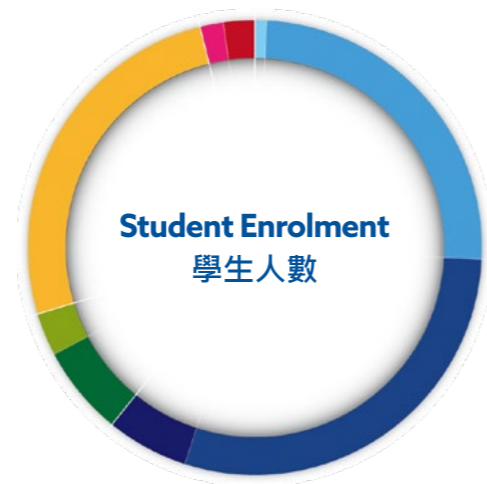
School of Continuing Education Enrolment Figures (2019-20)

持續教育學院學生人數

Subject enrolment of Part-time Short Courses from 2019 Summer to 2020 Spring 2019年夏季至2020年春季兼讀制短期課程學生人數

Part-time Evening Short Courses 兼讀制晚間短期課程 : 859 (Course Enrolment Number 學生人次)

	Student Intake 收生人數 (1/7/2019 - 30/6/2020)	Student Enrolment 學生人數 (as of 於 31/12/2019)
HKBU Award Programmes 浸大頒授課程	2,710	5,462
Taught Postgraduate (Postgraduate Diploma) 修課式研究生課程 (深造文憑)	86	85
Undergraduate 學士課程 [#]	966	2,236
Sub-degree (Associate Degree) 副學位課程 (副學士)	1,369	2,623
Sub-degree (Higher Diploma) 副學位課程 (高級文憑)	289	518
HKBU SCE Award Programmes (Full-time) 浸大持續教育學院頒授課程 (全日制)	818	848
Diploma Yi Jin 毅進文憑課程	580	566
Diploma of College Foundation Studies 大專基礎教育文憑課程	238	282
HKBU SCE Award Programmes (Part-time) 浸大持續教育學院頒授課程 (兼讀制)	1,472	2,302
Certificate/Diploma 證書 / 文憑課程 [*]	1,472	2,302
Collaborative Programmes 合辦課程	186	347
Taught Postgraduate 修課式研究生課程	89	170
Undergraduate 學士課程	97	177



Note 備註:

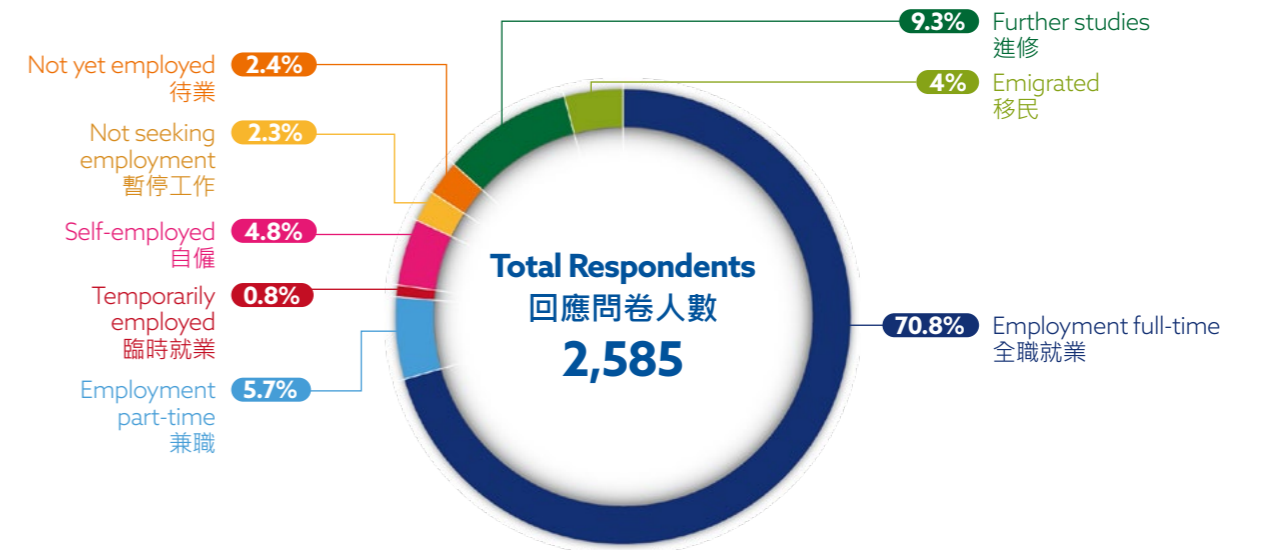
[#] 651 and 1,311 CIE top-up undergraduate students are included in the intake and enrolment respectively.
收生人數及學生人數分別包括 651 名和 1,311 名國際學院銜接本科課程學生。

^{*} Certificate / Diploma includes Advanced Certificate, Advanced Diploma, Certificate, Diploma, Professional Certificate and Professional Diploma programmes.
證書 / 文憑課程包括高等證書、高等文憑、證書、文憑、專業證書及專業文憑課程。

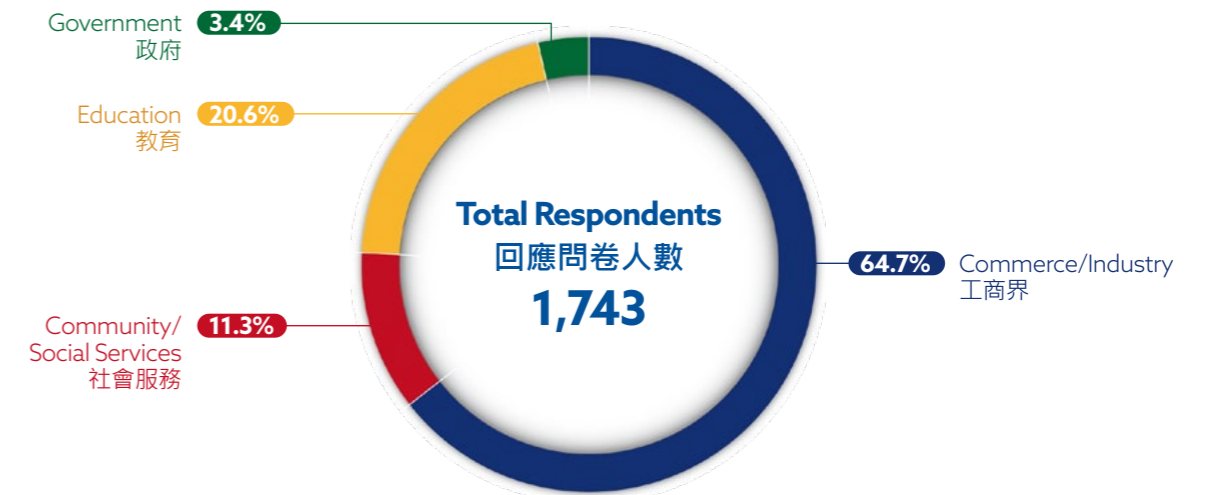
Employment statistics of 2019 graduates

2019 年度畢業生就業統計

Employment Status 就業情況



Employment Sector 就職行業



Note 備註:

Employment statistics are from the Employment Survey conducted by the Office of Student Affairs on full-time first-degree students graduating in 2019 only. 就業統計數據源自學生事務處就 2019 年畢業的全日制本科學生進行的就業情況調查。

Library statistics

圖書館統計數字

(as of 於 30/6/2020)

	Number 數量	
	Kowloon Campus 九龍校園	Shek Mun Campus 石門校園
Volumes 藏書 (冊)	1,183,427	51,867
Audio-visual Materials and Microforms 視聽及縮微資料 (件)	128,873	6,219
Serials (active periodical titles) 期刊 (現刊)	2,228	65
Electronic Resources 電子資源	All Campuses 所有校園	
E-Books 電子書籍	1,447,027	
E-Journals 電子期刊	185,047	
E-Databases 電子數據庫	395	
Library Usage 圖書館用量	Kowloon Campus 九龍校園	Shek Mun Campus 石門校園
Study Places 研習區	1,391	464
User entrance 進館人次	315,165	81,567
Circulation transactions 借閱數量	132,914	10,202
Information enquiries 諮詢次數	16,244	1,857
Library instruction programmes (participants) 圖書館指導課程 (人次)	7,563	3,427
Full-text article requests 期刊全文使用量	1,179,593	
E-book section requests 電子書章節使用量	686,003	
Use of OneSearch; OneSearch 使用量	1,148,523	

Note 備註:

1. E-Journals: refer to the total number of current e-journal subscriptions
電子期刊：依據電子期刊訂購的數目
2. Information enquiries: include all service points and online enquiries
諮詢次數：包括所有服務處和網上查詢
3. Full-text articles requests and E-book section requests: only include figures from COUNTER-compliant databases
期刊全文使用量及電子書章節使用量：數據只包含 COUNTER-compliant 電子數據庫
4. Use of OneSearch: represents total number of searches
OneSearch 使用量：記錄總檢索次數
5. Library instruction programmes (participants): include online workshops
圖書館指導課程 (人次)：包括網上課程