

FACTS AND FIGURES

資料及統計數字



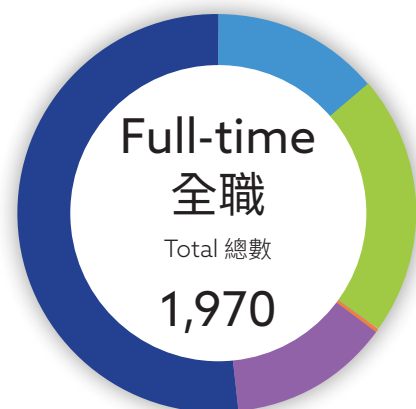
Number of Academic/Teaching Staff (2023-24) 教學人員人數

	Full-time 全職	Part-time 兼職
● Faculties/Schools/Academic Departments 學院及學系	706	400
Faculty of Arts 文學院	128	78
School of Business 工商管理學院	97	43
School of Chinese Medicine 中醫藥學院	93	30
School of Communication 傳理學院	59	52
School of Creative Arts 創意藝術學院	53	102
Faculty of Science 理學院	150	8
Faculty of Social Sciences 社會科學院	124	85
Institute of Transdisciplinary Studies 跨學科研究院	2	2
● Administration Offices 行政部門	-	10
● Research Centres under the Office of the Vice-President (Research and Development) 副校長 (研究及拓展) 辦公室轄下的研究中心	1	-
Data Economy Lab 數據經濟實驗室	1	-
Life Science Imaging Centre 生命科學成像中心	-	-
Total 總數	707	410



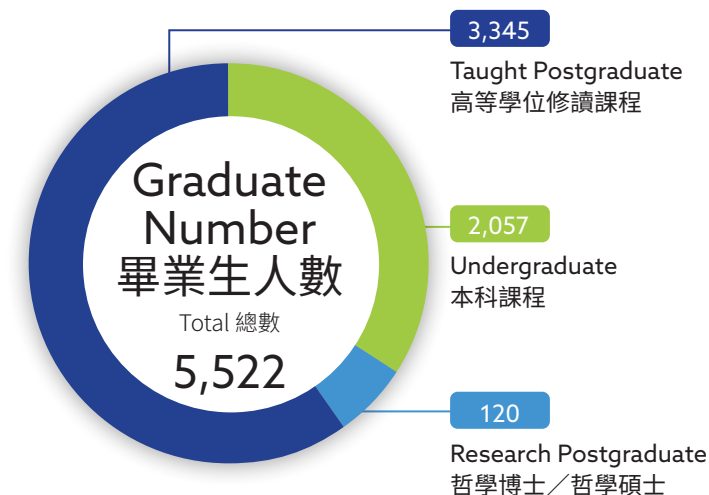
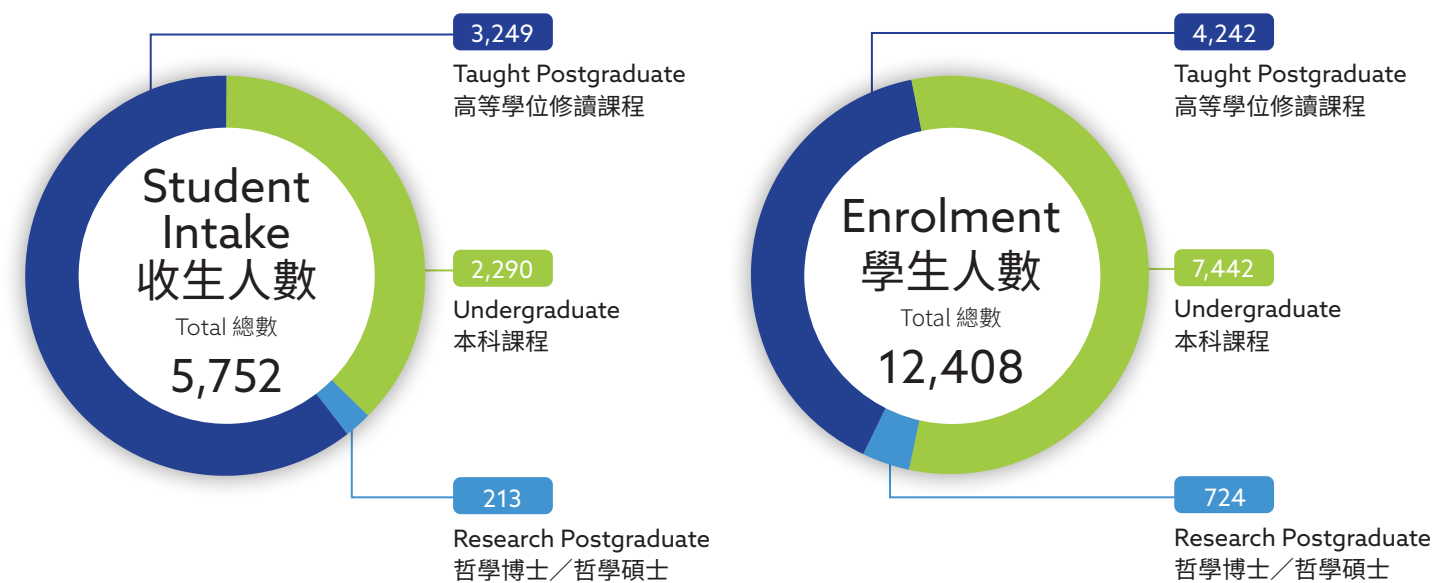
Number of Non-Teaching Staff (2023-24)
非教學人員人數

	Full-time 全職	Part-time 兼職
● Academic Departments 教學部門	1,024	134
Faculty of Arts 文學院	93	18
School of Business 工商管理學院	91	9
School of Chinese Medicine 中醫藥學院	310	12
School of Communication 傳理學院	40	5
School of Creative Arts 創意藝術學院	78	11
Faculty of Science 理學院	274	42
Faculty of Social Sciences 社會科學院	137	37
Institute of Transdisciplinary Studies 跨學科研究院	1	-
● Academic Support Units 輔助教學部門	269	5
● Administration Offices 行政部門	416	9
● Research Centres under the Office of the Vice-President (Research and Development) 副校長(研究及拓展)辦公室轄下的研究中心	3	-
Data Economy Lab 數據經濟實驗室	1	-
Life Science Imaging Centre 生命科學成像中心	2	-
● Others 其他	258	9
Chaplain's Office 校牧處	15	2
Planning Office for the Chinese Medicine Hospital/Chinese Medicine Hospital 中醫醫院籌備辦事處/中醫醫院	12	2
Maintenance of Premises 樓宇維修	135	1
Student Facilities and Amenities 學生事務及康樂設施	96	4
Total 總數	1,970	157



Note 備註：
The staff figures exclude staff of the School of Continuing Education. All staff figures are as of 31 October 2023. 教職員人數不包括持續教育學院的教職員。教職員人數為 2023 年 10 月 31 日數字。

Student Intake, Enrolment, Graduate Numbers (2023-24)
收生人數、學生人數及畢業生人數



Note 備註：
Student intake and enrolment figures are as of 31 October 2023. 收生人數及學生人數為 2023 年 10 月 31 日數字。
Graduate figures are as of 23 September 2024. 畢業生人數為 2024 年 9 月 23 日數字。
The figures exclude students of the School of Continuing Education (SCE) and students of College of International Education's top-up undergraduate programmes. 學生人數不包括持續教育學院學生及國際學院銜接本科課程的學生。
Students in the Higher Diploma in Creative Film Production offered by the Academy of Film are included under SCE, as the administration of the programme is handled by SCE. 創意電影製作高級文憑課程由電影學院提供，由於該課程由持續教育學院負責行政工作，故學生人數計入持續教育學院。
Bachelor of Commerce (Hons) in Accountancy is offered by SCE starting from the 2021-22 intake. The enrolment and graduate figures of past cohorts are still included under the School of Business. 會計學商學士(榮譽)學位課程於 2021-22 學年開始由持續教育學院開辦，在 2021-22 學年之前的學生人數與畢業生人數仍計入工商管理學院。

School of Continuing Education Enrolment Figures (2023-24)
持續教育學院學生人數

Course Enrolment Number 學生人次	
Subject Enrolment of Part-time Short Courses from 2023 Summer to 2024 Spring 2023年夏季至2024年春季兼讀制短期課程學生人數	
Part-time Evening Short Courses 兼讀制晚間短期課程	870

	Student Intake 收生人數 (as of 於 1/9/2023)	Student Enrolment 學生人數 (as of 於 31/12/2023)
HKBU Award Programmes 浸大頒授課程	2,557	5,345
Taught Postgraduate (Postgraduate Diploma) 修課式研究生課程 (深造文憑)	44	46
Undergraduate 學士課程 #	573	1,666
Sub-degree (Associate Degree) 副學位課程 (副學士)	1,460	2,676
Sub-degree (Higher Diploma) 副學位課程 (高級文憑)	288	576
Sub-degree (Higher Diploma in Creative Film Production) 副學位課程 (創意電影製作高級文憑)®	192	381
HKBU SCE Award Programmes (Full-time) 浸大持續教育學院頒授課程 (全日制)	744	761
Diploma of Applied Education 應用教育文憑	505	493
Diploma of College Foundation Studies 大專基礎教育文憑課程	239	268

	Student Intake 收生人數 (1/9/2023 - 31/8/2024)	Student Enrolment 學生人數 (as of 於 31/12/2023)
HKBU SCE Award Programmes (Part-time) 浸大持續教育學院頒授課程 (兼讀制)		
Certificate/Diploma 證書/文憑課程 *	1,014	1,783
Collaborative Programmes 合辦課程	143	360
Taught Postgraduate 修課式研究生課程	93	259
Undergraduate 學士課程	50	101

Note 備註:

Students of College of International Education's top-up undergraduate programmes are included.
包括國際學院銜接本科課程的學生。

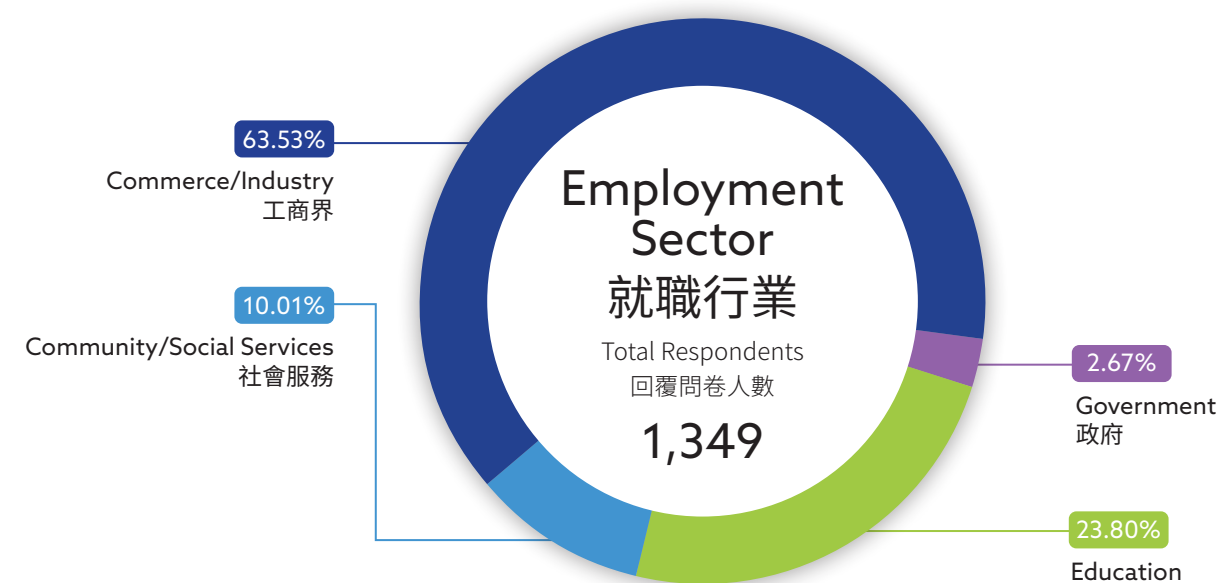
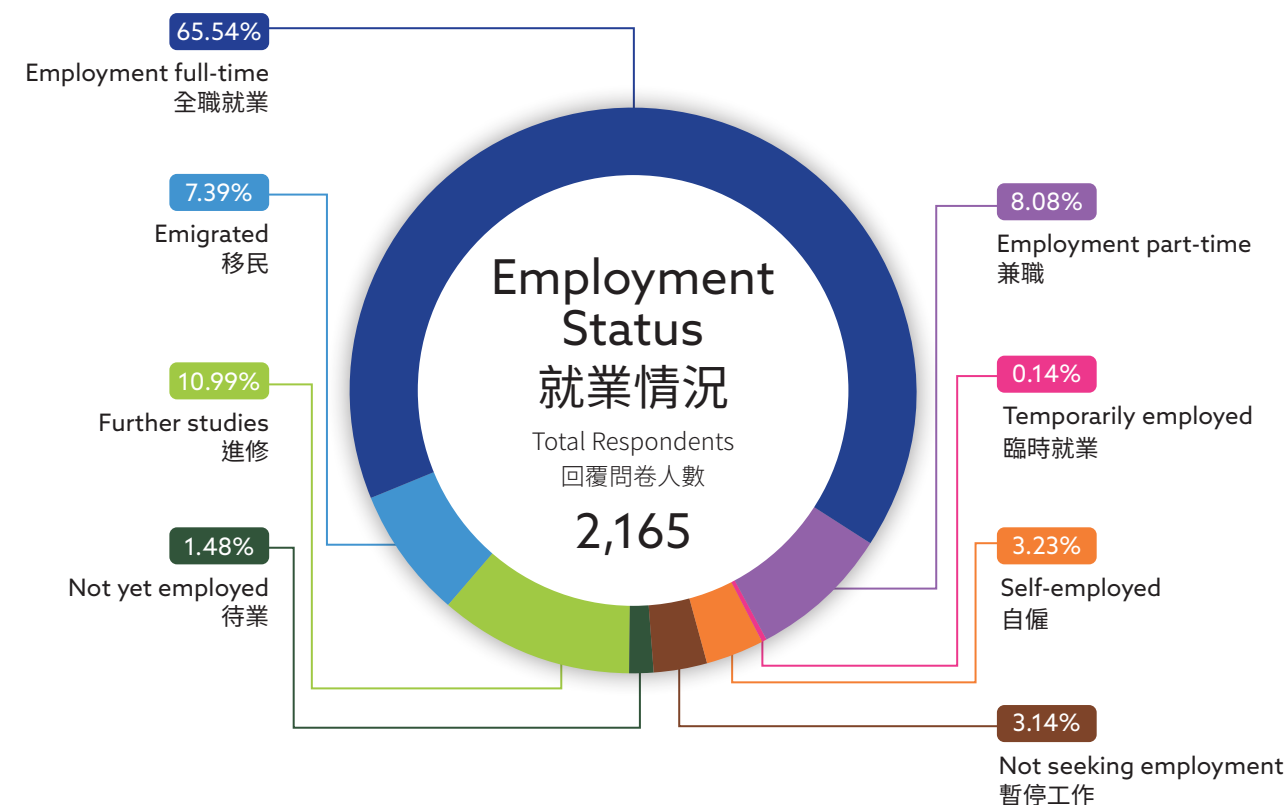
® Students of Higher Diploma in Creative Film Production offered by the Academy of Film are included under the School of Continuing Education (SCE), as the administration of the programme is handled by SCE.
創意電影製作高級文憑課程由電影學院提供，由於該課程由持續教育學院負責行政工作，故學生人數計入持續教育學院。

* Certificate/Diploma includes Advanced Certificate, Advanced Diploma, Certificate, Diploma, Professional Certificate and Professional Diploma programmes.
證書/文憑課程包括高等證書、高等文憑、證書、文憑、專業證書及專業文憑課程。

Bachelor of Commerce (Hons) in Accountancy is offered by SCE starting from the 2021-22 intake. Enrolment figures of past cohorts are still included under the School of Business.

會計學商學士(榮譽)學位課程於2021-22學年開始由持續教育學院開辦，在2021-22學年之前的學生人數仍計入工商管理學院。

Employment Statistics of 2023 Graduates
2023年度畢業生就業統計



Note 備註:

Employment statistics are from the Employment Survey conducted by the Office of Student Affairs on full-time undergraduate students graduating in 2023, including the School of Continuing Education.
就業統計數據源自學生事務處就2023年畢業的全日制本科學生(包括持續教育學院學生)進行的就業情況調查。

The figures may not add up to the corresponding totals owing to rounding.
由於四捨五入，數字總和可能與相對的總計略有出入。

Number 數量		
Electronic Collections 電子館藏	All Campuses 所有校園	
E-Books 電子書籍	1,853,095	
E-Journals 電子期刊	262,684	
E-Databases 電子數據庫	464	
Physical Collections 實體館藏	Kowloon Campus 九龍校園	Shek Mun Campus 石門校園
Volumes 藏書 (冊)	1,002,900	55,279
Audio-visual materials and microforms 視聽及縮微資料 (件)	131,267	6,640
Serials (active periodical titles) 期刊 (現刊)	596	61
Usage of Electronic Collections 電子資源使用量	All Campuses 所有校園	
Full-text article requests 期刊全文使用量	1,202,370	
E-book section requests 電子書章節使用量	271,140	
Use of OneSearch 使用量	1,127,461	
Other Library Usage 圖書館其他使用量	Kowloon Campus 九龍校園	Shek Mun Campus 石門校園
Study places 研習區	966	464
User entrance 進館人次	498,026	101,361
Circulation transactions 借閱次數	93,303	9,605
Information enquiries 諮詢次數	22,951	6,002
Library instruction programmes (participants) 圖書館指導課程 (人次)	7,317	2,183