

# FACTS AND FIGURES

## 資料及統計數字

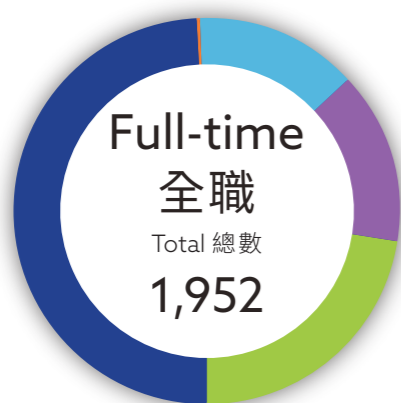
Number of Academic / Teaching Staff (2024-25)  
教學人員人數

	Full-time 全職	Part-time 兼職
● <b>Faculties/Schools/Academic Departments</b> 學院及學系	699	450
Faculty of Arts and Social Sciences 文學及社會科學院	184	140
School of Business 工商管理學院	101	45
School of Chinese Medicine 中醫藥學院	102	33
School of Communication 傳理學院	56	55
School of Creative Arts 創意藝術學院	54	121
Faculty of Science 理學院	147	7
Institute of Transdisciplinary Studies 跨學科研究院	3	1
Language Centre 語文中心	52	48
● <b>Administration Offices</b> 行政部門	2	4
<b>Total 總數</b>	<b>701</b>	<b>454</b>



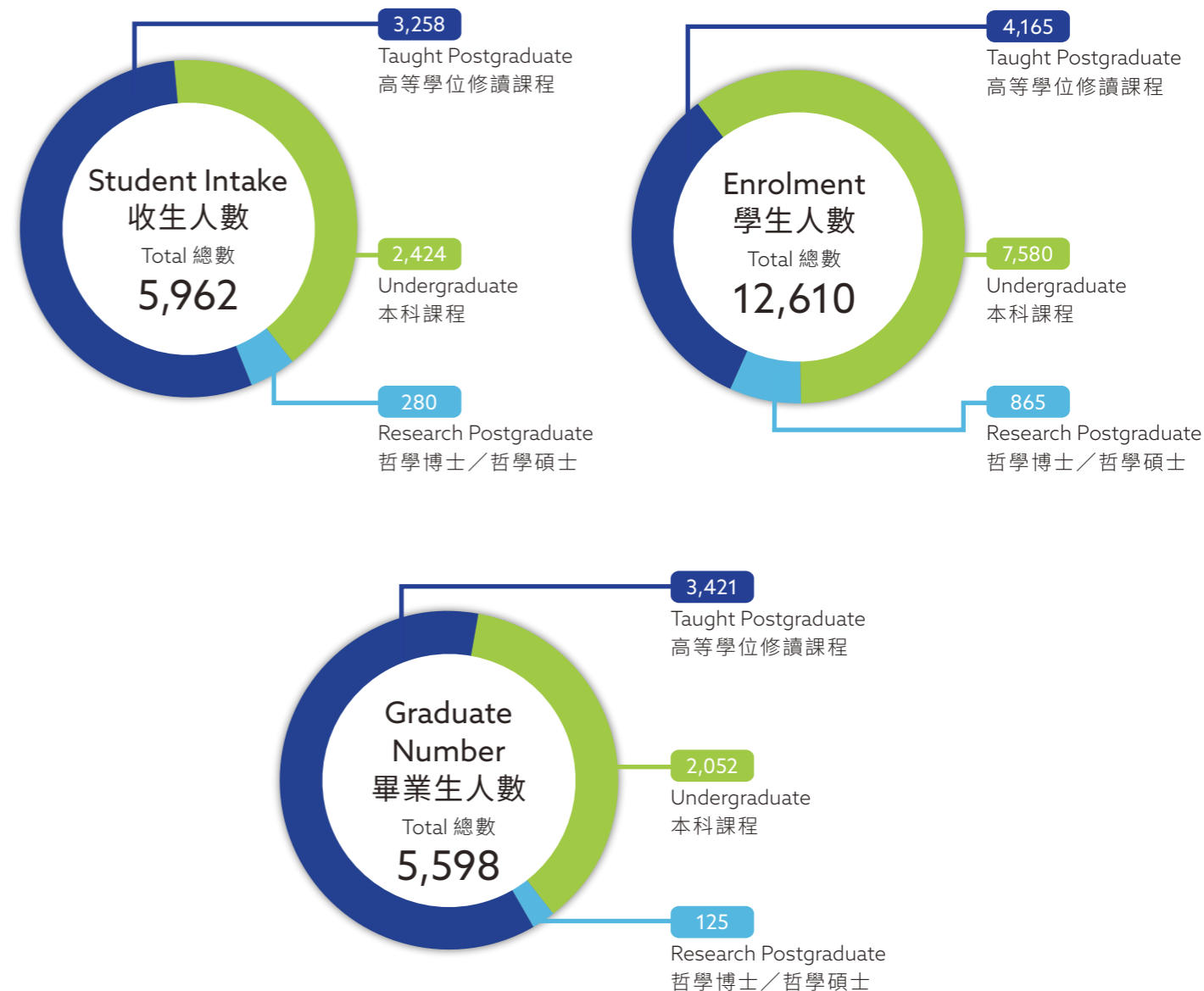
Number of Non-Teaching Staff (2024-25)  
非教學人員人數

	Full-time 全職	Part-time 兼職
<b>Academic Departments 教學部門</b>	<b>962</b>	<b>114</b>
Faculty of Arts and Social Sciences 文學及社會科學院	179	47
School of Business 工商管理學院	91	8
School of Chinese Medicine 中醫藥學院	278	18
School of Communication 傳理學院	39	6
School of Creative Arts 創意藝術學院	88	5
Faculty of Science 理學院	271	30
Institute of Transdisciplinary Studies 跨學科研究院	2	-
Language Centre 語文中心	14	-
<b>Academic Support Units 輔助教學部門</b>	<b>267</b>	<b>5</b>
<b>Administration Offices 行政部門</b>	<b>436</b>	<b>14</b>
<b>Research Centres under the Office of the Vice-President (Research and Development) 副校長(研究及拓展)辦公室轄下的研究中心</b>	<b>4</b>	<b>-</b>
Life Science Imaging Centre 生命科學成像中心	4	-
<b>Others 其他</b>	<b>283</b>	<b>8</b>
Chaplain's Office 校牧處	12	2
The Chinese Medicine Hospital of Hong Kong 香港中醫醫院	39	3
Maintenance of Premises 樓宇維修	133	1
Student Facilities and Amenities 學生事務及康樂設施	99	2
<b>Total 總數</b>	<b>1,952</b>	<b>141</b>



Note 備註:  
The staff figures exclude staff of the School of Continuing Education. All staff figures are as of 31 October 2024.  
教職員人數不包括持續教育學院的教職員。教職員人數為2024年10月31日數字。

Student Intake, Enrolment, Graduate Numbers (2024-25)  
收生人數、學生人數及畢業生人數



Note 備註:  
Student intake and enrolment figures are as of 31 October 2024.  
收生人數及學生人數為2024年10月31日數字。  
Graduate figures are as of 22 September 2025.  
畢業生人數為2025年9月22日數字。  
The figures exclude students of the School of Continuing Education (SCE) and students of College of International Education's top-up undergraduate programmes.  
學生人數不包括持續教育學院學生及國際學院銜接本科課程的學生。  
Students of the Higher Diploma in Creative Film Production offered by the Academy of Film are included under SCE, as the administration of the programme is handled by SCE.  
創意電影製作高級文憑課程由電影學院提供，由於該課程由持續教育學院負責行政工作，故學生人數計入持續教育學院。

School of Continuing Education Enrolment Figures (2024-25)  
持續教育學院學生人數

Course Enrolment Number 學生人次	
Subject Enrolment of Part-time Short Courses from 2024 Summer to 2025 Spring 2024年夏季至2025年春季兼讀制短期課程學生人數	
Part-time Evening Short Courses 兼讀制晚間短期課程	637

	Student Intake 收生人數 (as of 於 2/9/2024)	Student Enrolment 學生人數 (as of 於 31/12/2024)
<b>HKBU Award Programmes 浸大頒授課程</b>	<b>2,636</b>	<b>5,372</b>
Taught Postgraduate (Postgraduate Diploma) 修課式研究生課程 (深造文憑)	38	50
Undergraduate 學士課程*	633	1,605
Sub-degree (Associate Degree) 副學位課程 (副學士)	1,437	2,726
Sub-degree (Higher Diploma) 副學位課程 (高級文憑)	354	634
Sub-degree (Higher Diploma in Creative Film Production) 副學位課程 (創意電影製作高級文憑)@	174	357
<b>HKBU SCE Award Programmes (Full-time) 浸大持續教育學院頒授課程 (全日制)</b>	<b>653</b>	<b>691</b>
Diploma of Applied Education 應用教育文憑	483	476
Diploma of College Foundation Studies 大專基礎教育文憑課程	170	215

	Student Intake 收生人數 (1/9/2024 - 31/8/2025)	Student Enrolment 學生人數 (as of 於 31/12/2024)
<b>HKBU SCE Award Programmes (Part-time) 浸大持續教育學院頒授課程 (兼讀制)</b>		
Certificate/Diploma 證書/文憑課程*	975	1,550
<b>Collaborative Programmes 合辦課程</b>	<b>114</b>	<b>376</b>
Taught Postgraduate 修課式研究生課程	89	283
Undergraduate 學士課程	25	93

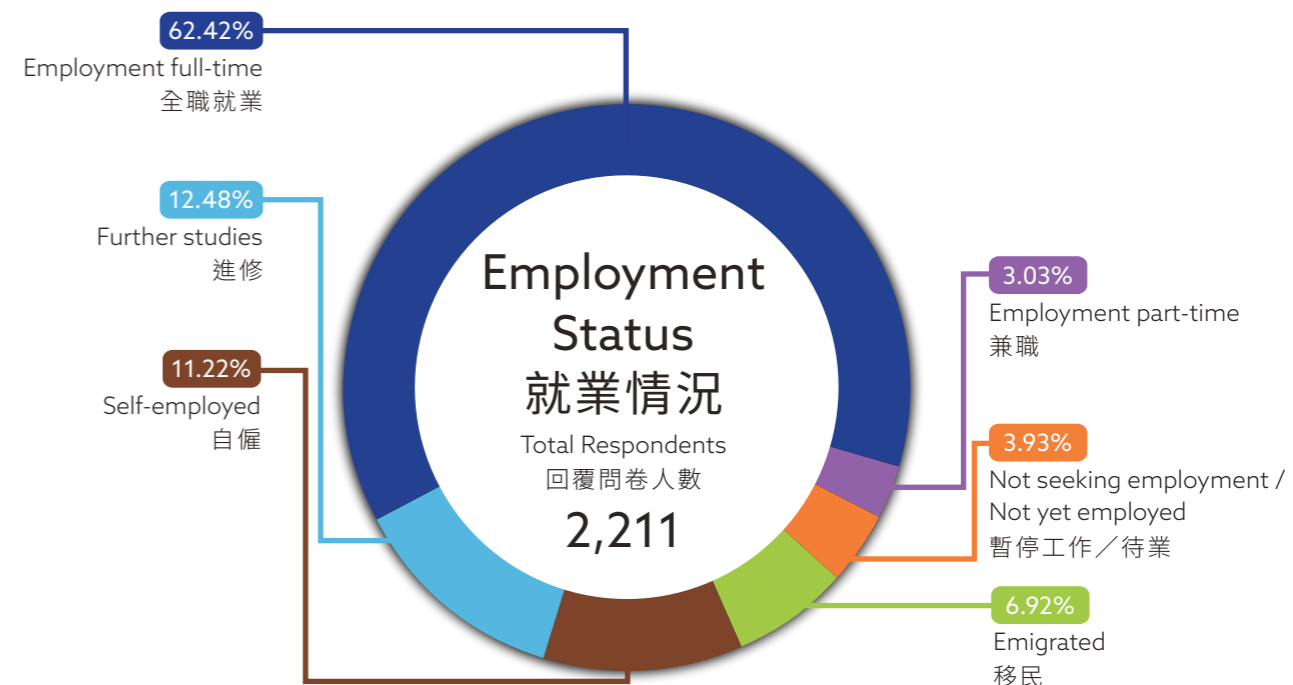
Note 備註:

# Students of College of International Education's top-up undergraduate programmes are included.  
包括國際學院銜接本科課程的學生。

@ Students of the Higher Diploma in Creative Film Production offered by the Academy of Film are included under the School of Continuing Education (SCE), as the administration of the programme is handled by SCE.  
創意電影製作高級文憑課程由電影學院提供，由於該課程由持續教育學院負責行政工作，故學生人數計入持續教育學院。

\* Certificate/Diploma includes Advanced Certificate, Advanced Diploma, Certificate, Diploma, Professional Certificate and Professional Diploma programmes.  
證書/文憑課程包括高等證書、高等文憑、證書、文憑、專業證書及專業文憑課程。

Employment Statistics of 2024 Graduates  
2024年度畢業生就業統計



Note 備註:

Employment statistics are from the Employment Survey conducted by the Office of Student Affairs on full-time undergraduate students graduating in 2024, including the School of Continuing Education.  
就業統計數據源自學生事務處就2024年畢業的全日制本科學生(包括持續教育學院學生)進行的就業情況調查。

Number 數量		
<b>Electronic Collections 電子館藏</b>	<b>All Campuses 所有校園</b>	
E-Books 電子書籍	1,925,267	
E-Journals 電子期刊	233,840	
E-Databases 電子數據庫	474	
<b>Physical Collections 實體館藏</b>	<b>Kowloon Campus 九龍校園</b>	<b>Shek Mun Campus 石門校園</b>
Volumes 藏書(冊)	1,180,920	56,120
Audio-visual Materials and Microforms 視聽及縮微資料(件)	151,579	6,672
Serials (active periodical titles) 期刊(現刊)	565	57
<b>Usage of Electronic Collections 電子資源使用量</b>	<b>All Campuses 所有校園</b>	
Full-text article requests 期刊全文使用量	1,055,762	
E-Book section requests 電子書章節使用量	728,785	
Use of OneSearch 使用量	1,296,368	
<b>Other Library Usage 圖書館其他使用量</b>	<b>Kowloon Campus 九龍校園</b>	<b>Shek Mun Campus 石門校園</b>
Study places 研習區	1,670	464
User entrance 進館人次	545,811	59,765
Circulation transactions 借閱次數	67,635	6,274
Information enquiries 諮詢次數	12,432	5,294
Library instruction programmes (participants) 圖書館指導課程(人次)	8,849	2,480